



SOLAR BULLETIN

Astronomical Society of Southern Africa, Solar Section

Hi Solar friends,

Hi Solar friends,

As the emphasis in the ASSA group is on observations in the different sections, we in the solar group want to develop a professional platform for you the observer where you can participate in national and international solar observations.

Observations are used to calculate a monthly Southern African sunspot number and are published in the report section of this bulletin. A two monthly report on observations will be send to MNASSA for publication.

Solar observations are still an open field in Southern Africa amateur astronomy and we like to invite you to become part of the ASSA solar section.

Information on how to become involved in solar observations can be obtained from the solar section of ASSA at: Jacques@bloemwater.co.za

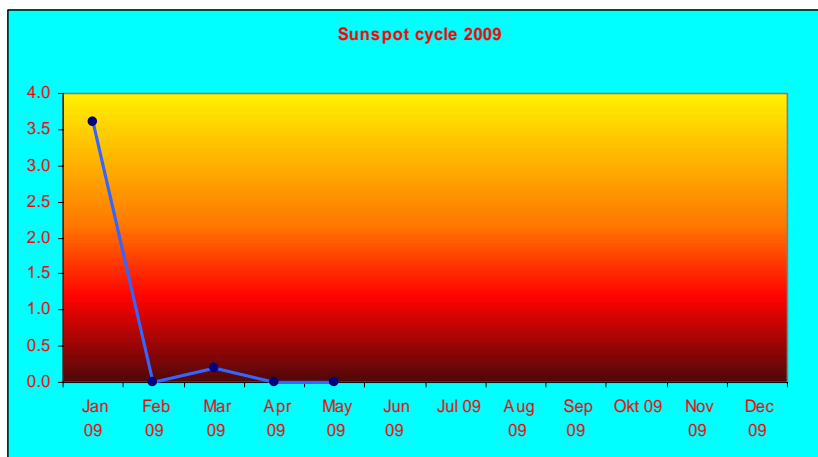
*Keep looking at the sunny side of life,
It keeps the shadows behind you!*

Regards,

Jacques van Delft
Director solar section
ASSA, Southern Africa

Solar observations May 2009

May 2009	DMF	DEVJ	KNJS	SCGL	BARH
1	0	0	0		
2	0	0	0		0
3	0	0	0		0
4	0	0	0		0
5	0	0	0		
6	0	0			
7	0		0		
8	0		0		
9	0		0		
10	0		0		
11	0				
12	0				0
13	0	0			
14	0	0			0
15	0	0			
16	0				0
17	0				0
18	0	0			
19	0	0			
20	0	0			0
21	0	0			
22	0	0			0
23	0	0			0
24	0		0		
25	0		0		
26	0	0			
27	0	0	0		0
28	0	0			
29	0		0		
30	0		0		0
31	0	0	0		0
MMF=	0.0				




Space weather							
	BZ+	BZ-	Prot	Vel	X Ray	KP	Press
1							
2							
3							
4							
5							
6							
7							
8							
9							
10							
11							
12							
13							
14							
15							
16							
17							
18							
19							
20							
21							
22							
23							
24							
25							
26							
27	1	-2	1	300	A0	10000212	4
28	5	-7	3	450	A0	13232212	4
29	3	-3	2	410	A1	12112222	3
30	2	-2	2	370	A0	22000001	4
31	4	-3	5	350	A1	10101111	6

Monthly Remarks:


Again the Sun was very quiet this month. Due to the lost of data on my blackberry the solar data for most of May is not available. New research revealed the reason for the lack of sunspots during the minimum of the solar cycle. See article below:

The Science@NASA site works best with JavaScript enabled in your browser.
For instructions, [click here](#)



SCIENCE@NASA

- + [NASA Home](#)
- + [Search NASA Web](#)
- + [Pagina en Español](#)
- + [Contact NASA](#)

SEARCH SITE via 

- HEADLINE NEWS + SATELLITE TRACKING + ABOUT + MAILING LISTS + STORY ARCHIVES + OTHER LANGUAGES

FEATURE

Mystery of the Missing Sunspots, Solved?

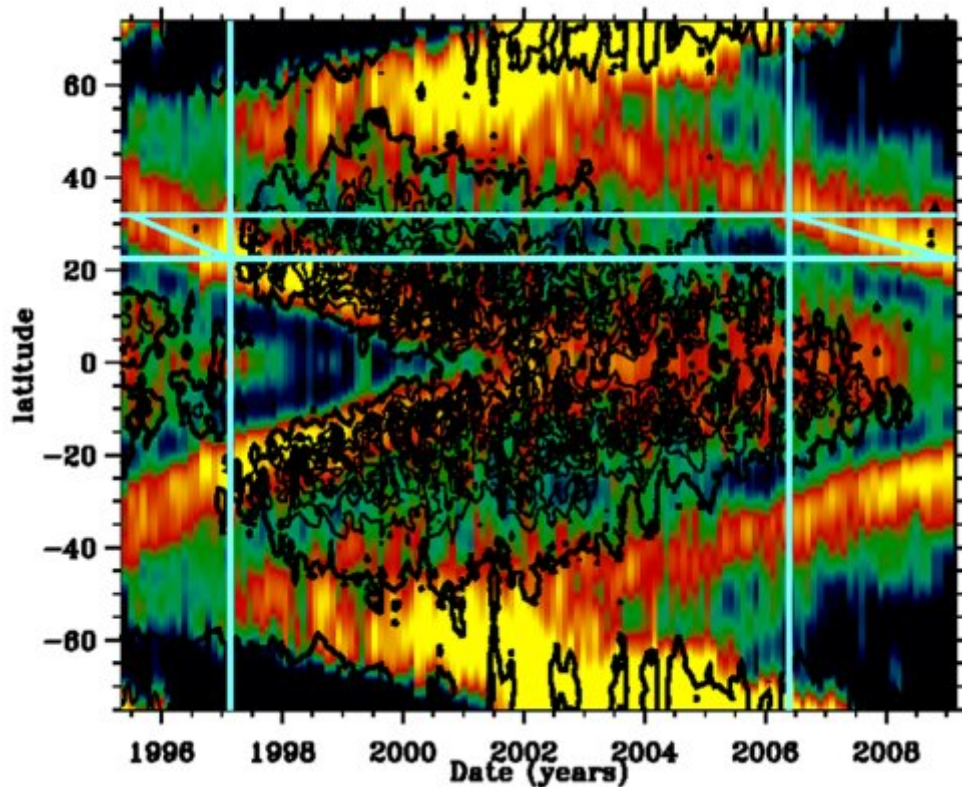
06.17.2009

[+ Play Audio](#) | [+ Download Audio](#) | [+ Email to a friend](#) | [+ Join mailing list](#)

June 17, 2009: The sun is in the pits of a century-class solar minimum, and sunspots have been puzzlingly scarce for more than two years. Now, for the first time, solar physicists might understand why.

At an American Astronomical Society press conference today in Boulder, Colorado, researchers announced that a jet stream deep inside the sun is migrating slower than usual through the star's interior, giving rise to the current lack of sunspots.

Rachel Howe and Frank Hill of the National Solar Observatory (NSO) in Tucson, Arizona, used a technique called helioseismology to detect and track the jet stream down to depths of 7,000 km below the surface of the sun. The sun generates new jet streams near its poles every 11 years, they explained to a room full of reporters and fellow scientists. The streams migrate slowly from the poles to the equator and when a jet stream reaches the critical latitude of 22 degrees, new-cycle sunspots begin to appear.



Above: A helioseismic map of the solar interior. Tilted red-yellow bands trace solar jet streams. Black contours denote sunspot activity. When the jet streams reach a critical latitude around 22 degrees, sunspot activity intensifies. [\[larger image\]](#) [\[more graphics\]](#)

Howe and Hill found that the stream associated with the next solar cycle has moved sluggishly, taking three years to cover a 10 degree range in latitude compared to only two years for the previous solar cycle.

The jet stream is now, finally, reaching the critical latitude, heralding a return of solar activity in the months and years ahead.

"It is exciting to see", says Hill, "that just as this sluggish stream reaches the usual active latitude of 22 degrees, a year late, we finally begin to see new groups of sunspots emerging."

The current solar minimum has been so long and deep, it prompted some scientists to speculate that the sun might enter a long period with no sunspot activity at all, akin to the Maunder Minimum of the 17th century. This new result dispels those concerns. The sun's internal magnetic dynamo is still operating, and the sunspot cycle is not "broken."

Because it flows beneath the surface of the sun, the jet stream is not directly visible. Hill and Howe tracked its hidden motions via helioseismology. Shifting masses inside the sun send pressure waves rippling through the stellar interior. So-called "p modes" (p for pressure) bounce around the interior and cause the sun to ring like an enormous bell. By studying the vibrations of the sun's surface, it is possible to figure out what is happening inside. Similar techniques are used by geologists to map the interior of our planet.




In this case, researchers combined data from GONG and SOHO. GONG, short for "Global Oscillation Network Group," is an NSO-led network of telescopes that measures solar vibrations from various locations around Earth. SOHO, the Solar and Heliospheric Observatory, makes similar measurements from Earth orbit.

"This is an important discovery," says Dean Pesnell of NASA's Goddard Space Flight Center. "It shows how flows inside the sun are tied to the creation of sunspots and how jet streams can affect the timing of the solar cycle."

There is, however, much more to learn.

"We still don't understand exactly how jet streams trigger sunspot production," says Pesnell. "Nor do we fully understand how the jet streams themselves are generated."

To solve these mysteries, and others, NASA plans to launch the Solar Dynamics Observatory (SDO) later this year. SDO is equipped with sophisticated helioseismology sensors that will allow it to probe the solar interior better than ever before.



Right: An artist's concept of the Solar Dynamics Observatory. [[more](#)]

"The Helioseismic and Magnetic Imager (HMI) on SDO will improve our understanding of these jet streams and other internal flows by providing full disk images at ever-increasing depths in the sun," says Pesnell.

Continued tracking and study of solar jet streams could help researchers do something unprecedented--accurately predict the unfolding of future solar cycles. Stay tuned for that!

[SEND THIS STORY TO A FRIEND](#)

Author: [Dr. Tony Phillips](#) | Credit: [Science@NASA](#)

more information

[more graphics](#) from the press conference

[Deep Solar Minimum](#) (Science@NASA)

[New Solar Cycle Prediction](#) (Science@NASA)

NASA's Future: [US Space Exploration Policy](#)



- + [Freedom of Information Act](#)
- + [Budgets, Strategic Plans and Accountability Reports](#)
- + [The President's Management Agenda](#)
- + [Privacy Policy and Important Notices](#)
- + [Inspector General Hotline](#)



Curator: [Bryan Walls](#)
NASA Official: Dr. Raymond G. Clinton
Last Updated: June 9, 2005
[+ Contact NASA](#)

+ Equal Employment Opportunity Data Posted Pursuant to the No Fear Act
+ Information-Dissemination Priorities and Inventories
+ USA.gov - Your First Click to the US Government
+ ExpectMore - A Program Which Determines Whether Government Programs Are Effective

Clear skies,

Jacques van Delft
ASSA Solar section Director,
Jacques@bloemwater.co.za
+27 (0) 82 8170002