

FINANCIAL REPORT
1 JULY 2023 TO 30 JUNE 2024
prepared by
AJ NEL



Astronomical Society of Southern Africa



	2024	2023	2022	2021	2020	2019
Advertising Income	R7 500,00	R2 500,00	R2 500,00	R7 500,00	R12 500,00	R9 885,00
Country Membership Fees	R15 640,00	R13 380,00	R12 810,00	R13 150,00	R12 445,00	R12 195,00
Interest Accrued	R97,40	R24 199,09	R17 438,00	R2 378,00	R31 565,00	R16 461,50
SkyGuide Internal Sales	R25 000,00	R23 630,00	R21 750,00	R28 475,00	R28 610,00	R17 077,00
Investment Capitalised	R50 000,00	R40 000,00	R0,00	R0,00	R0,00	R0,00
Royalties	R56 659,29	R42 572,17	R45 570,02	R42 380,16	R59 342,10	R86 317,00
Total Income	R154 896,69	R146 281,26	R100 068,02	R93 883,16	R144 462,10	R141 935,50
Accounting Fees	R15 847,40	R8 954,40	R15 319,00	R8 173,20	R8 551,00	R7,519,20
AGM Travel Expenses & Accommodation	R0,00	R0,00	R0,00	R660,00	R13 257,00	R31 245,00
Internet and subscriptions	R4 802,58	R1 599,00	R2 847,00	R1 972,84	R1 238,00	R0,00
Banking Costs	R277,80	R134,45	R155,00	R158,00	R161,50	R342,00
Medals and Certificates & Awards	R3 296,97	R3 038,17	R4 135,00	R16 363,00	R1 800,00	R11 692,00
SkyGuide Editor	R43 500,00	R44 707,62	R43 369,41	R42 000,00	R41 508,00	R41 508,00
Honoraria	R14 445,50	R15 377,67	R14 277,96	R13 856,00	R18 074,00	R15 321,00
Skyguide Cost Price	R10 845,45	R13 705,00	R18 765,00	R22 632,00	R21 600,00	R23 044,00
SkyGuide Stationary and Posting	R5 715,65	R4 414,42	R3 685,00	R2 561,00	R1 951,16	R1 499,00
Special Projects	R13 675,55	R21 254,06	R0,00	R0,00	R0,00	R0,00
Scholarship Payment	R50 000,00	R50 000,00	R50 000,00	R40 000,00	R40 000,00	R40 000,00
Total Expenses	R162 406,90	R163 184,79	R152 553,37	R148 376,04	R148 140,66	R164 651,00
Net Profit	-R7 510,21	-R16 903,53	-R52 485,35	-R54 492,88	-R3 678,56	-R22 715,50



COMPARATIVE TOTAL INCOME



Astronomical Society of Southern Africa



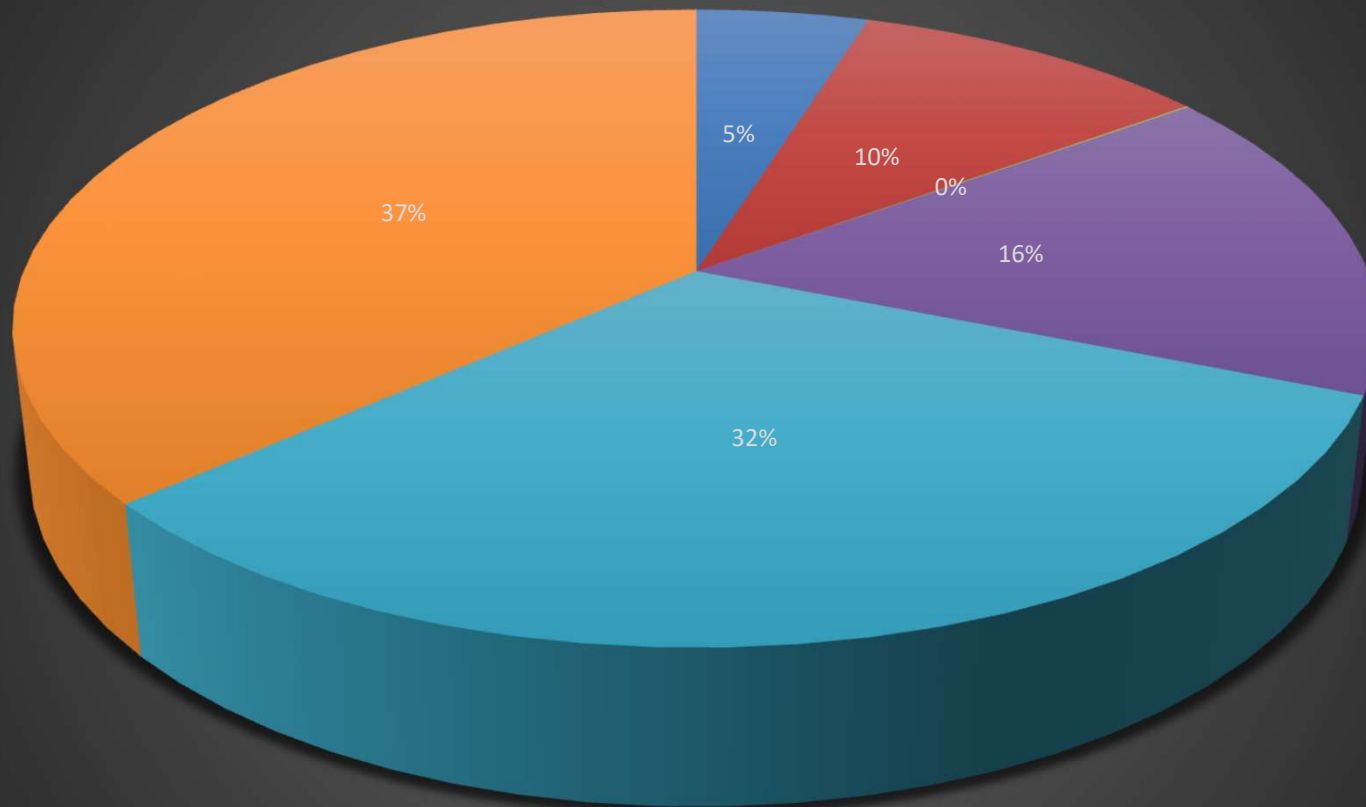
COMPARATIVE TOTAL EXPENDITURE



Astronomical Society of Southern Africa



BREAKDOWN OF TOTAL INCOME



■ Advertising Income ■ Country Membership Fees ■ Interest Accrued ■ SkyGuide Internal Sales ■ Investment Capitalised ■ Royalties



Astronomical Society of Southern Africa



COMPARATIVE COUNTRY MEMBERSHIP FEES



Astronomical Society of Southern Africa



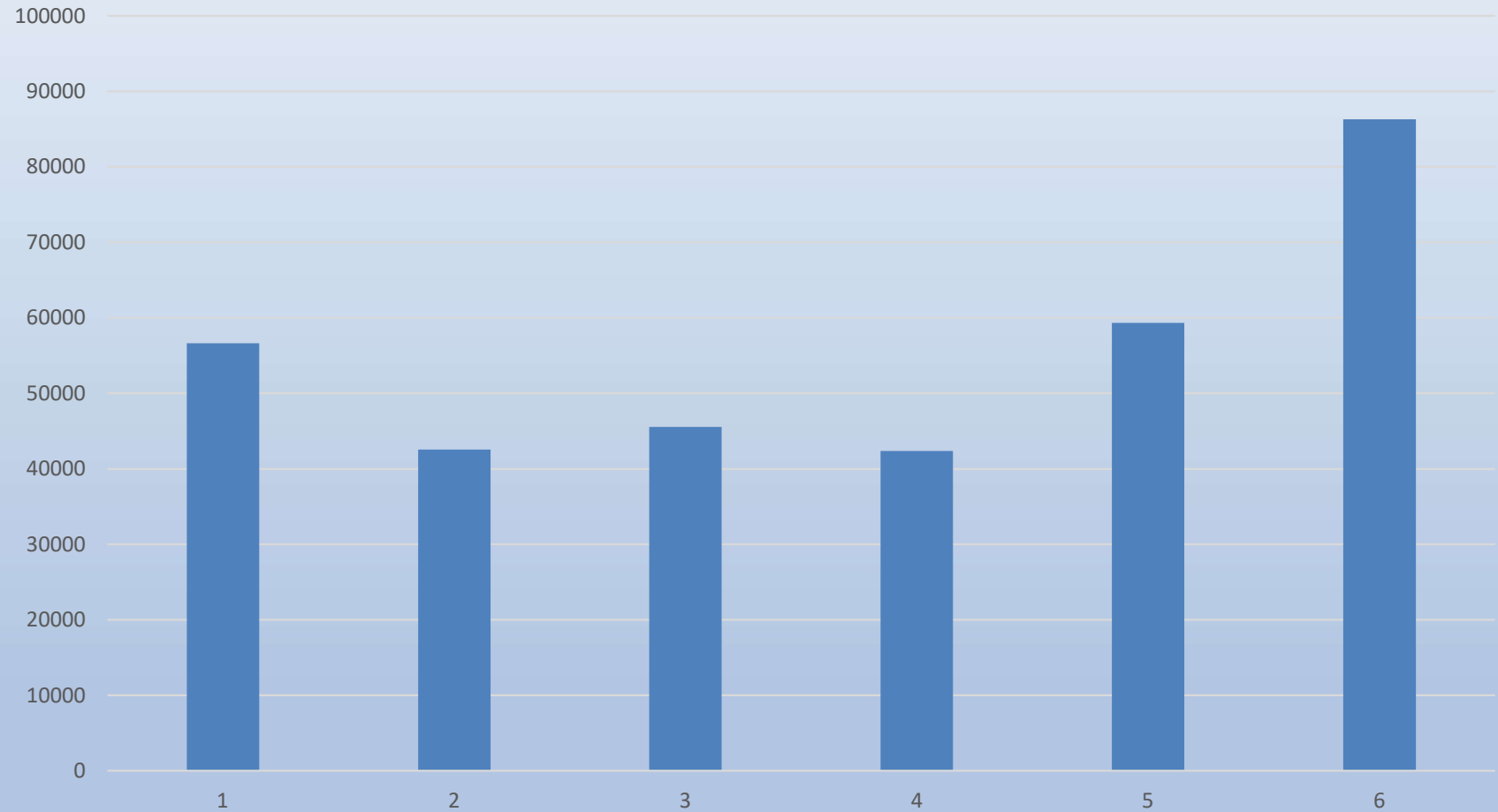
COMPARATIVE INTERNAL SKYGUIDE SALES



Astronomical Society of Southern Africa



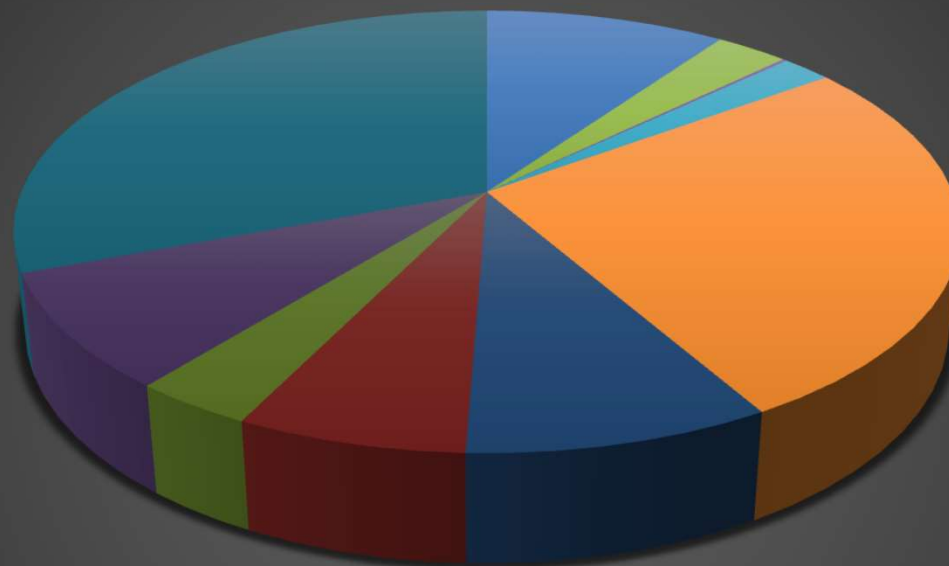
COMPARATIVE ROYALTY INCOME



Astronomical Society of Southern Africa



BREAKDOWN OF TOTAL EXPENDITURE



Accounting Fees

Banking Costs

Honoraria

Special Projects

AGM Travel Expenses & Accommodation

Medals and Certificates & Awards

Skyguide Cost Price

Scholarship Payment

Internet and subscriptions

SkyGuide Editor

SkyGuide Stationary and Posting



Astronomical Society of Southern Africa



COMPARATIVE ACCOUNTING FEES



COMPARATIVE SKYGUIDE PURCHASE COST



COMPARATIVE INTERNET COST



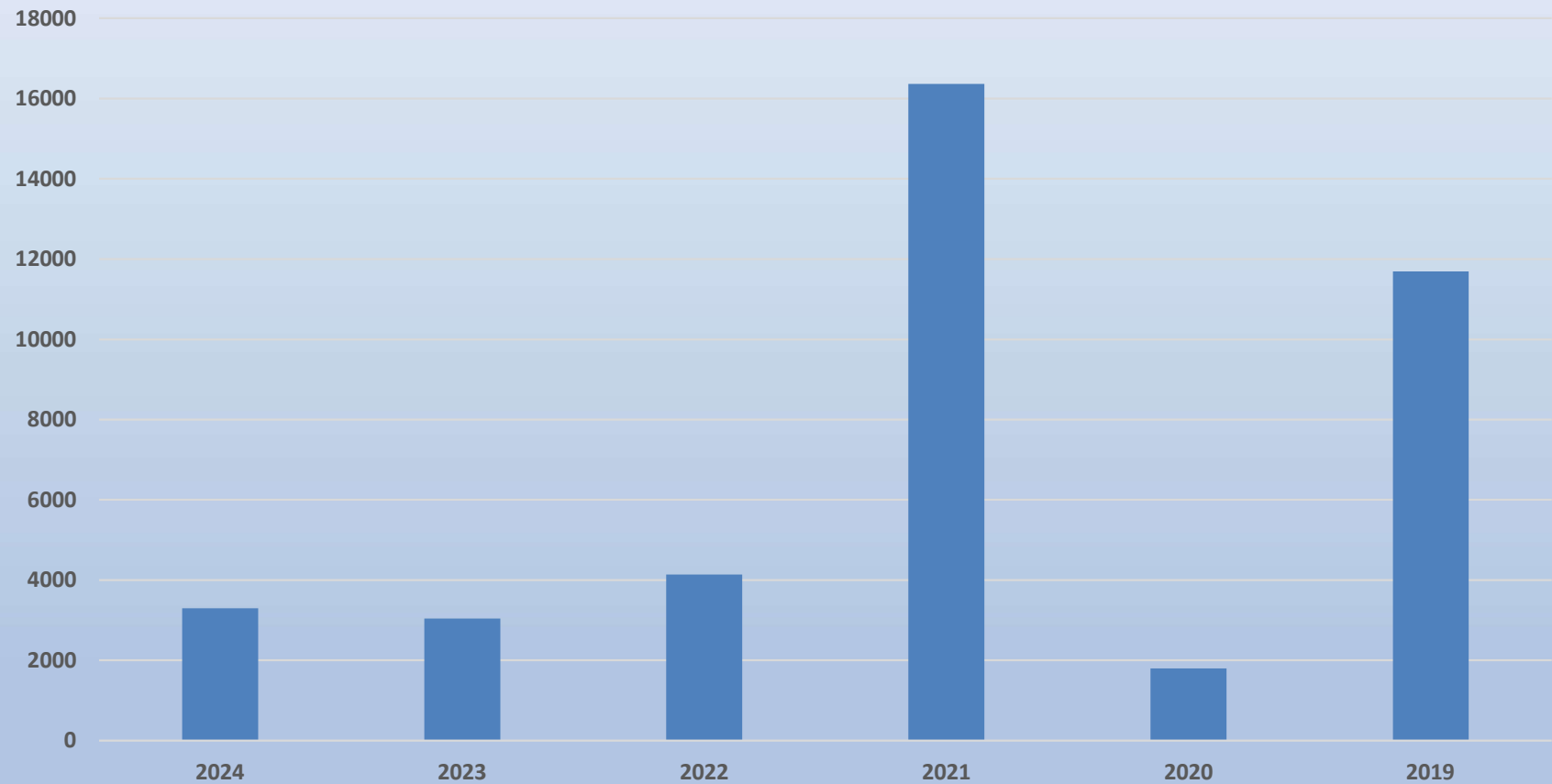
COMPARATIVE PRINTING AND POSTING COST



Astronomical Society of Southern Africa



COMPARATIVE MEDAL CERTIFICATE AND AWARD COSTS



COMPARATIVE HONORARIA



Astronomical Society of Southern Africa



CONCLUSION

- ❑ Income derived from most sources remained stable.
- ❑ Sanlam Glacier continued a steady growth and the first withdrawal was done in 2023 to provide for the payment of bursaries.
- ❑ Expenses in general was on par with 2023, bar for a bit of a rise in special projects.
- ❑ No major expenses are foreseen for the 2024 to 2025 financial year.

